Multiple District LD

As of October 2026 Cumulative

Year	New Clubs	Dropped Clubs	Gain/ Loss Clubs	New Members	Charter Members	Reinstate Members	Transfer Members	Total Member Added	Total Members Dropped	Gain/ Loss Members
2022-2023	4	14	-10	1,596	156	88	48	1,888	2,057	-169
2023-2024	16	10	6	1,939	501	120	90	2,650	1,857	793
2024-2025	16	14	2	1,977	420	122	43	2,562	2,103	459
2025-2026	38	1	37	2,127	1,188	124	59	3,498	2,027	1,471
2026-2027	2	0	2	389	57	26	17	489	681	-192
Average	**15**	**8**	**7**	**1,606**	**464**	**96**	**51**	**2,217**	**1,745**	**472**

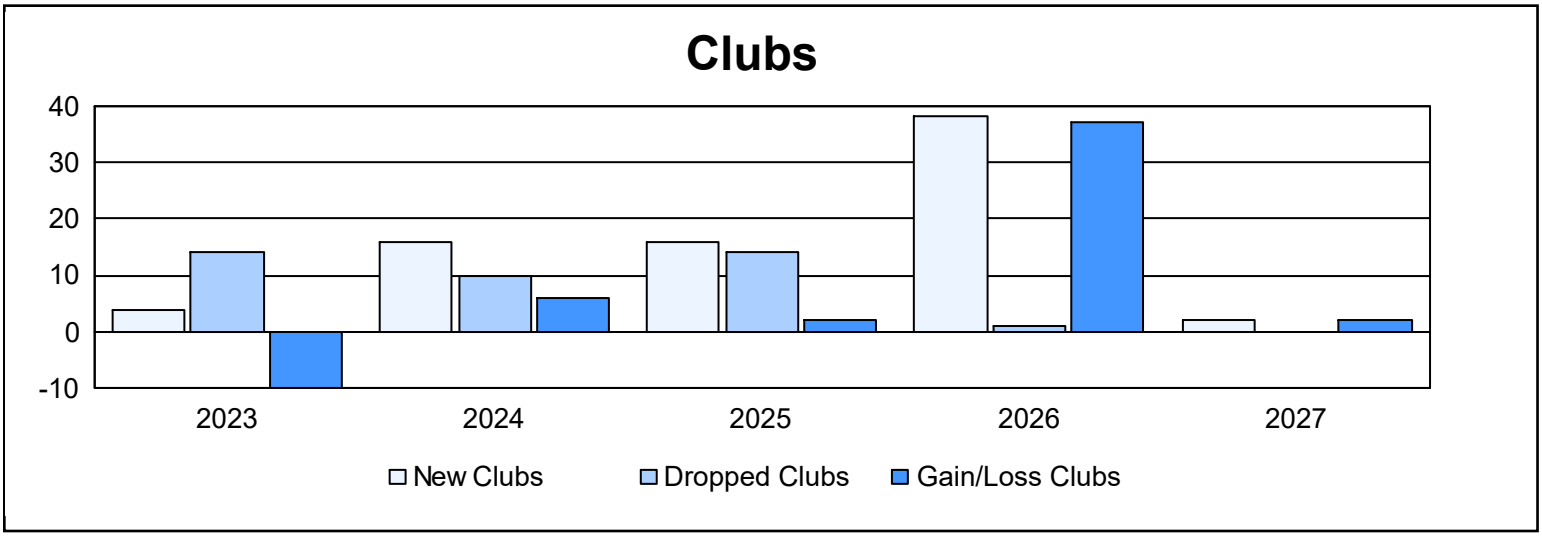

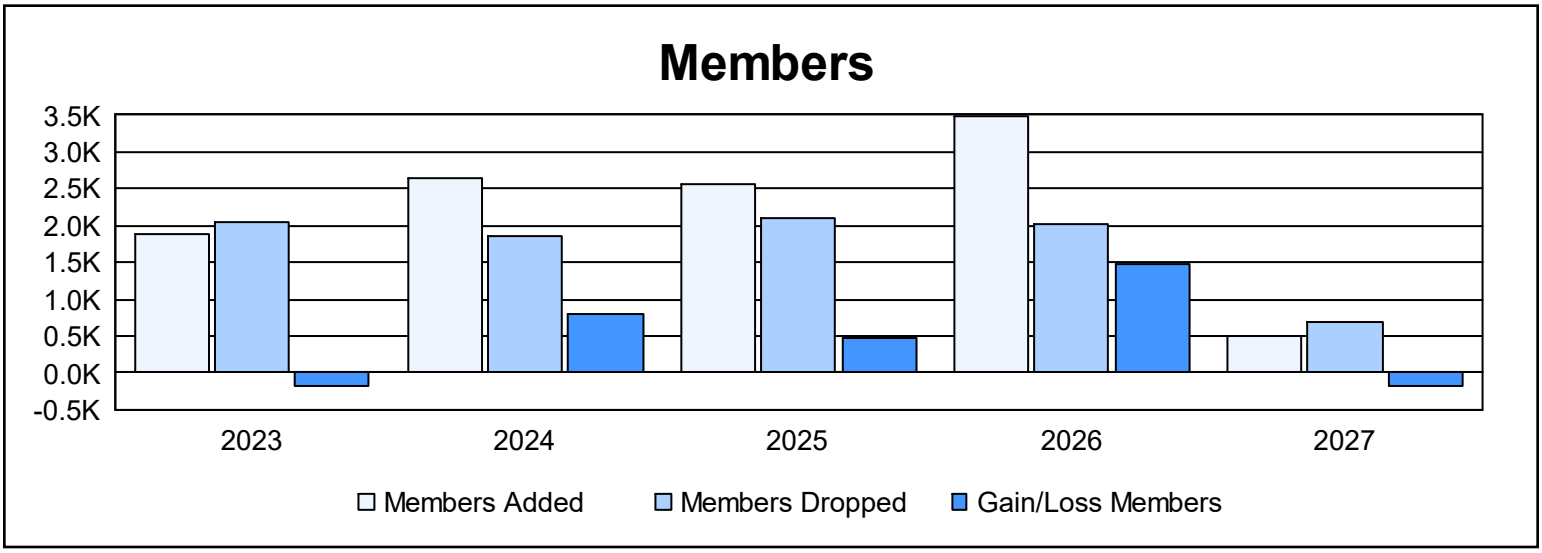

Membership Composition

October 2026 Cumulative

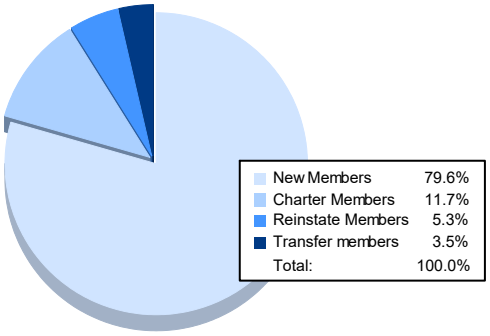

Gender Composition

October 2026 Cumulative

